

Hi-MO X10

Anti-Glare

LONGI
SOLAR

LR8-66HVD

640~665M

THE **smarter**
AWARD **E**

- Designed for applications where glare behavior must be managed under standard conditions
- Use high-transparency and low-reflection glass to enhance the anti-glare effect
- Peak efficiency with top power generation performance
- TaiRay wafer & BC technology enhances high product reliability

HPBC
2.0



N-type

30

30 year Warranty for
Extra Linear Power Output

15

15 year Warranty for
Materials and Processing

Complete System and Product Certifications

IEC61215, IEC 61730

ISO9001: Quality Management System

ISO14001: Environment Management System

ISO45001: Occupational Health and Safety Management System

IEC62941: Quality System for PV Module Manufacturing



24.62 %
MAX MODULE
EFFICIENCY

0~3%
POWER
TOLERANCE



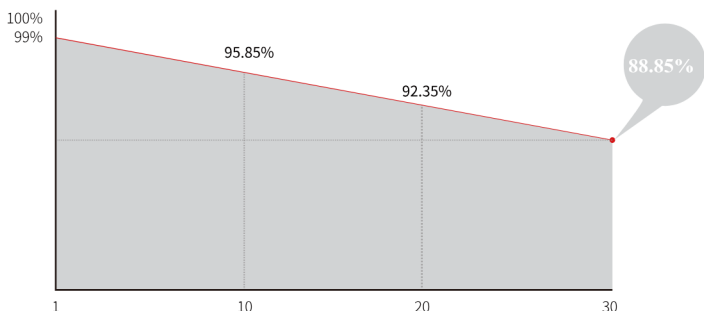
0.1 %
FIRST YEAR
POWER DEGRADATION

0.35 %
YEAR 2-30
POWER DEGRADATION

BC-CELL
LOWER OPERATING
TEMPERATURE

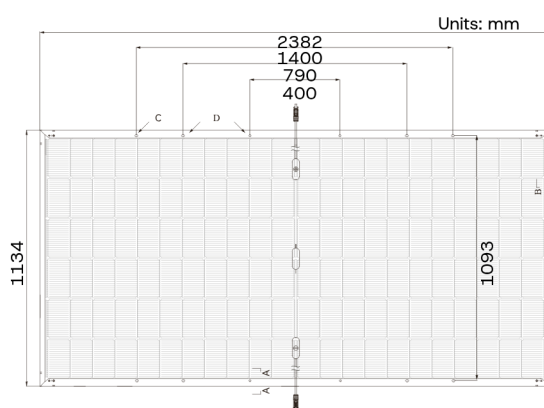
Additional Value

30 Year Power Warranty

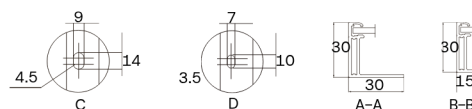


Mechanical Parameters

Cell Orientation	132 (6×22)
Junction Box	IP68, three diodes
Output Cable	4mm ² , +400, ~200mm/±12 00mm length can be customized
Glass	Dual glass, 2.0+2.0mm semi-tempered glass
Frame	Anodized aluminum alloy frame
Weight	32.5
Dimension	2382×1134×30mm
Packaging	36pcs per pallet / 144pcs per 20' GP / 720pcs per 40' HC



Tolerance:
Length: ±2mm
Width: ±2mm



Electrical Characteristics

STC : AM1.5 1000W/m² 25°C

NOCT : AM1.5 800W/m² 20°C 1m/s

Test uncertainty for P_{max} ±3%

Module Type	LR8-66HVD-640M	LR8-66HVD-645M	LR8-66HVD-650M	LR8-66HVD-655M	LR8-66HVD-660M	LR8-66HVD-665M
Testing Condition	STC	STC	STC	STC	STC	STC
Maximum Power (P _{max} /W)	640	645	650	655	660	665
Open Circuit Voltage (V _{oc} /V)	49.52	49.62	49.72	49.82	49.92	50.02
Short Circuit Current (I _{sc} /A)	16.38	16.46	16.54	16.62	16.70	16.78
Voltage at Maximum Power (V _{mp} /V)	40.78	40.88	40.98	41.08	41.18	41.28
Current at Maximum Power (I _{mp} /A)	15.69	15.78	15.86	15.94	16.03	16.11
Module Efficiency(%)	23.69	23.88	24.06	24.25	24.43	24.62

Electrical characteristics with different rear side power gain

P _{max} /W	V _{oc} /V	I _{sc} /A	V _{mp} /V	I _{mp} /A	P _{max} gain
677	49.62	17.28	40.88	16.57	5%
710	49.62	18.11	40.88	17.36	10%
744	49.72	18.93	40.98	18.15	15%
776	49.72	19.75	40.98	18.94	20%
808	49.72	20.58	40.98	19.73	25%

Operating Parameters

Operational Temperature	-40°C ~ +85°C
Power Output Tolerance	0 ~ 3%
Maximum System Voltage	DC1500V (IEC)
Maximum Series Fuse Rating	35A
Nominal Operating Cell Temperature	45±2°C
Protection Class	Class II
Fire Rating	IEC Class C

Mechanical Loading

Front Side Maximum Static Loading	5400Pa
Rear Side Maximum Static Loading	2400Pa
Hailstone Test	25mm Hailstone at the speed of 23m/s

Temperature Ratings (STC)

Temperature Coefficient of I _{sc}	+0.050%/°C
Temperature Coefficient of V _{oc}	-0.260%/°C
Temperature Coefficient of P _{max}	-0.200%/°C